

EV SERVICE POWERED BY
ATS ELGI



ELECTRIC VEHICLE
SERVICE EQUIPMENT

ELECTRIC VEHICLE TOOLS & EQUIPMENT



BATTERY LIFT

Model : **Battery Lift**

Lifting Capacity : 1000 kg
 Max. Lifting Height : 1800 mm
 Min. Lifting Height : 350 mm
 Platform Dimension (LxW) : 1700 x 800 mm
 Motor Power : 1.5 kW, 2 hp, 1 Ph
 Operation : Electro Hydraulic
 Locking Mechanism : Mechanical

- Double Scissors Lift with auto ratchet guided lock
- Very low minimum height for easy Battery Transfer
- Wider Platform to handle large battery pack
- Dual purpose handling : Battery / Drive Train Transfer
- Foot operated mechanical lock release
- Maneuverability, single remote operations (hydraulic up & down)
- Suspended horizontal Power pack
- Lesser foot print & top Platform X, Y sliding Feature
- Accessories: Cross Member Arm (X,Y,Z direction movement)



AC RECOVERY UNIT

Model : **Hybrid / EV**

4 Oil Injection : POE 1 & 2 / PAG 1 & 2
 Auto Oil Flushing System : Yes
 Refrigerant Type : R134a
 Functions: Oil hose flushing, Recovery,
 Oil Discharge, Vacuum,
 Oil Re-integration & Gas charging

Operation : Fully Automatic
 Vacuum Pump Capacity : 84 LPM
 Gas Reservoir Capacity : 12 litres (Refillable)
 Power Supply : 1 Ph, 230 V, 50 Hz



INSULATION RESISTANCE TESTER



Model	: Insulation Resistance Tester
Test Voltage	: 125V, 250V, 500V, 1000V
Insulation Test Range	: 0.125M Ω to 4000M Ω
AC Voltage Measurement	: 750 VAC
DC Voltage Measurement	: 1000 VDC
Operating Temperature	: 0°C to 40°C
Storage Temperature	: -10°C to 60°C
Safety Standards	: CAT III 1000V



INSULATED HAND TOOLS

FEATURES:

- Insulated tools are specially designed hand tools that feature insulating materials to protect users from electric shock when working on or near live electrical circuits
- These tools must be used while working / servicing Electric Vehicles for ensuring the safety of the technician and vehicle



CERTIFICATE:
VDE Certified

ELECTRICAL INSULATION:

1000V AC / 1500V DC





HELMET WITH FACE SHIELD

ARC FLASH GARMENT
COAT & PANT

LEATHER
GLOVES

INSULATED
GLOVES

DIELECTRIC BOOT

DIELECTRIC SAFETY SHOES

DIELECTRIC OVER SHOES

INSULATED
FLOOR MAT

FLEXIBLE
BLANKET

PVC BOUNDARY POST
& CHAIN DELINEATOR

INSULATED
RESCUE HOOK

ARC FLASH GARMENT COAT & PANT

- ELIM 12&40 CAL - 100% PROTECTION against burn injury
- ATPV (Arc Thermal Protection Value) 15 CAL
- Wide range Size : M, L, XL & XXL

INSULATED GLOVES & LEATHER GLOVES

- Class 0 gloves
- Protection against up to 1000V AC and 1500V DC
- Leather over gloves for mechanical protection to Insulated Gloves
- Available in 9 and 10 sizes

HELMET WITH FACE SHIELD

- Self Balancing weight distributed visor
- Vision Safety:
 - Anti Fog
 - Bronze tinted - for distinguishing all range color spectrum
- FRAMELESS DESIGN: Increases viewing area by over 20% extra
- VENTING: Allows usage for longer periods of time

INSULATED RESCUE HOOK

- Each 1 Ft. length of rescue hook is Tested for 110 KV
- 2.6 feet size hook and weighs 2.2kg

DIELECTRIC OVER SHOE

- Fully insulated & tested for 20KV
- 100% waterproof and made from premium grade ozone resistant rubber

INSULATED FLOOR MAT

- Dual Colored Mat, easier identification for wear & tear
- Flame retardant
- Doesn't get affected by oil, alkali & diesel
- Anti skid Surface

INSULATING FLEXIBLE BLANKET

- Flame, oil, and ozone resistant
- Highly puncture and tear-resistant

ATS ELGI CHARGE eZy™

7.4kW Mini AC EV Charger

“Innovative Charging Solutions for a Greener Tomorrow”

ATS ELGI CHARGE eZy™ delivers reliable and efficient charging for electric vehicles, transforming power into the optimal format for batteries. Designed with advanced safety features and intelligent technology it ensures seamless charging at home, workplaces, public stations and at the Electric Vehicle service station. Offering durability and convenience, it supports the transition to sustainable mobility.



7.4kW Mini AC EV Chargers provides efficient and reliable charging for electric vehicles.

Special Features

- RFID user authentication
- Energy Meter for better optimization
- LED for visual indication
- OCPP 1.6j, upgradable to OCPP v2.0.1
- Can be Mounted on Two post lift, also on wall / pedestal stand

Benefits



Low Maintenance



Increased Convenience with the LED Indicators



Easy to Use



Cost Effective

DC EV Chargers

A DC EV Charger provides ultra-fast and efficient charging, directly delivering high-voltage DC power to the vehicle's battery. Ideal for commercial, public charging stations and at dealership, it reduces charging time significantly while ensuring safety and reliability.

Special Features

- IP55 - Designed for indoor and outdoor usage
- OCPP 1.6j, Upgradable to OCPP v2.0.1
- Status LED Indication
- Simple plug & play installation compact & elegant design socket or fixed cable
- Ethernet / Wi-Fi / GSM based cloud communication
- RFID for user authentication and network connectivity for remote management, managing energy costs, etc
- CCS 2 connector

Protection & Safety


- Surge Protection
- Over Current Protection
- Under Voltage/Over Voltage Protection
- Over Temperature Protection
- Residual Current (Leakage)



Wall Mount
30kW



Pedestal Mount
30kW



Single / Dual Gun
60kW/120kW



Dual Gun
180kW/240kW/320kW

LIFTING EQUIPMENT

ELEVATE YOUR BUSINESS



TWO POST LIFT

Model	: Clear Floor - Multi Utility
Lifting capacity	: 4000 kg
Lifting time	: 55 sec
Max. lifting height	: 1800 mm
Min. lifting height	: 115 mm
Dimension (LxWxH)	: 2860 x 3320 x 3756 mm
Drive through clearance	: 2554 mm
Oil grade	: ATS ELGI Hoist Lube
Oil tank capacity	: 12 Litres
Motor power	: 2.2 kW, 3 hp, 3 Ph / 1 Ph
Power supply	: 230 V / 415 V / 50 Hz
Safety mechanism	: Mechanical
Operation method	: Electro - Hydraulic



SINGLE COLUMN LIFT - 3W

Model	: 3W Single Column Lift
Lifting Capacity	: 2000 kg
Lifting Time	: 55 sec
Max. Lifting Height	: 1800 mm
Min. Lifting Height	: 120 mm
Dimension (LxWxH)	: 2400 x 1950 x 3800 mm
Oil Grade	: ATS ELGI Hoist Lube
Oil Tank Capacity	: 12 Litres
Motor Power	: 2.2 kW, 3 hp, 3 Ph / 1 Ph
Power Supply	: 230 V / 415 V, 50 Hz
Safety Mechanism	: Mechanical
Operation Method	: Electro - Hydraulic



2W HYDRAULIC LIFT - 250 / 400 kg



Model	: Bike Lift
Lifting Capacity	: 250 / 400 kg
Lifting Time	: 20 sec
Max. Lifting Height	: 900 mm
Min. Lifting Height	: 200 mm
Platform Size (LxW)	: 2250 x 750 mm
Safety Mechanism	: Mechanical Lock



2W PNEUMATIC LIFT - 180 / 250kg

Model	: Bike Lift - Pneumatic
Lifting Capacity	: 180 / 250 kg
Lifting Time	: 20 sec
Max. Lifting Height	: 765 mm
Min. Lifting Height	: 250 mm
Platform Size (LxW)	: 2000 x 700 mm
Safety Mechanism	: Mechanical Lock



INTEGRATED WORKSTATION - 2W

Integrated workstation with storage cabinet, parts storage & tools trolley



WHEEL SERVICE EQUIPMENT

WE CARE FOR YOUR WHEELS

3D WHEEL ALIGNER

- **Model : Elegant Plus**
- Compatible Wheel Aligner for PIT and Lift
- Universal target plates for all wheels to prevent the technician confusion
- User friendly software interface
- Operating system - Windows / Android
- Equipped with 21.5" LED monitor for premium look and better visibility
- Computer Interface with updated Indian Vehicle database
- Unique Quick measurement feature for quick results
- Wider wheel Clamp 11" to 24"
- Unique in-built computer for alignment
- High resolution HD camera
- High durability aluminium turn plates
- Wheelbase up to 3.5 meters
- VODI - Vehicle Orientation Direction Indicating while doing Runout and Caster swing operation
- Option for selection of vehicle specification during alignment
- Thrust angle compensation
- Animated runout compensation



WHEEL BALANCER - DIGITAL

Model	: Wheel Balancer - DWB+
Rim Diameter	: 10" to 24"
Max. Wheel Weight	: 65 kg
Max. Wheel Diameter	: 1000 mm
Rim Width	: 1.5" to 20"
Precision	: ±1 g
Motor Power	: 0.25 kW
Power Supply	: 230V, 1 Ph, 50Hz
Rotation Speed	: 200 rpm
Balancing Time	: 10 sec*
Second Time Mounting Test	: < 5 g

*As per standard condition



TYRE CHANGER

Model	: Tyre Changer - Automatic INC
Outside clamping range	: 10" to 21"
Inside clamping range	: 12" to 24"
Rim width	: 3" to 12"
Max. wheel diameter	: 960 mm
Working pressure	: 8 to 10 bar
Bead breaking force	: 2500 kg
Power supply	: 230V
Motor power	: 0.75 kW
Rotation per minute	: 5 to 22 rpm
Noise	: <70 dB



2W WHEEL BALANCER - MOTORIZED

Model	: WB Motorized
Rim Diameter	: 10" - 24"
Max. Wheel Weight	: 65+ kg
Max. Wheel Diameter	: 1188 mm
Rim Width	: 1.5" - 20"
Precision	: ± 1 g
Motor Power	: 0.25 kW
Power Supply	: 100 V / 230 V 1 Ph
Rotation Speed	: 200 rpm
Balancing Time	: 10 sec*

*As per standard condition



2W TYRE CHANGER

Model	: TC Motorcycle
Outside clamping range	: 10" to 18"
Inside clamping range	: 12" to 21"
Max. wheel diameter	: 960 mm
Working pressure	: 8 to 10 bar
Bead breaking force	: 2500 kg
Power supply	: 230V
Motor power	: 0.75 kW
Rotation per minute	: 13 rpm
Noise	: <70 dB






WASHING & CLEANING EQUIPMENT

EFFORTLESS. EFFICIENT



BIKE WASHER

Model	: P12/28
Displacement	: 11.5 lpm
Delivery Per Gun	: 11 lpm
No. of Guns	: 1
No. of Plungers	: 3
Operating Pressure	: 18 kgf/cm ²
Motor Power	: 1 hp
Pump Speed	: 470 rpm
Type of Mounting	: Base
Suction Type	: Negative



VACUUM CLEANER

Model	: DM-75L
Power supply	: 220-240 V / 50Hz
Phase	: Single
P. Max	: 2X1200 w
No. of motors	: 2
Tank material	: SS
Tank capacity	: 75 ltr
Vacuum	: 16 ± 1.5 kPa
Air flow	: 114 m ³ /h
Weight	: 24 kg

37 litres Tank Capacity also available



PORTABLE STEAM WASHER

Model	: Compacto
Water Capacity	: 3+2 Litres
Operating Pressure (Steam)	: 6 - 9 bar
Boiler Temperature	: 150° to 160° C
Tip Temperature	: 121° C
Tank Construction	: SS 18/10
Electrical Cord Length	: 4.7 m
Steam Hose Length	: 2.95 m
Net Weight	: 10.5 kg
Overall Dimensions (LxWxH)	: 480 x 370 x 355 mm
Input Supply	: 1ph, 220 V, 50 Hz



FOAM TANK

Model	: Foam Tank - 80L
Tank Material	: SS 304
Operating Pressure	: 1.5 to 2 bar
Tank Capacity	: 80 Litres
Type	: Portable
Inlet Valve	: Provided
Safety Valve	: Provided
Air Regulated Valve with	: Provided
Pressure Gauge	
Wheels	: Provided



AIR COMPRESSOR - RECIPROCATING

Model	: Air Compressor
Power	: 5 hp / 3.7 kW
Compressor Speed	: 960 rpm
Max. Working Pressure	: 12 bar / 175 psi
Free Air Delivery	: 15.5 cfm
Air Receiver	: 220
Over all Dimension (LxWxH)	: 1,590 x 595 x 1,045 mm
Weight	: 190 kg

2hp Belt Drive & 3hp Direct Drive also available



N2 INFLATOR

Model	: NITROFILL
Recommended Input Pressure	: 12 kg/cm ²
Purity of Nitrogen	: 95% - 99%
Storage Tank Size	: 60 litres
N ₂ Generating Capacity	: 3,500 lph
Pre Set Inflation	: Yes
Display	: LCD
Foot Connector	: Clip on
Inflation Mode	: N ₂ / Air
Tyre Pressure Setting Range	: 170 psi
Suitable for	: 2 W / 3W / 4 W



AIR INFLATOR

Model	: WMTI	Handheld
Operating Pressure	: 0 - 150 psi	0 - 180 psi
Pressure Setting	: 7 - 174 psi	7 - 174 psi
Measuring Resolution	: 0.5 psi	0.5 psi
Input Air Supply	: 10 - 12 bar	10 - 12 bar
Operating Voltage	: 1 Ph, 230 V, 50 Hz	Rechargeable Battery
Suitable for	: 2 W / 4 W / LCV / HCV	2 W / 4 W / LCV / HCV



PNEUMATIC TOOLS

Model	: 3/8" Impact Wrench	1/2" Impact Wrench
Bolt Capacity	: 14 mm	19 mm
Working Torque	: 50 - 320 Nm	52 - 450 Nm
Max. Torque	: 352 Nm	542 Nm
Weight	: 1.2 kg	2.66 kg



CORDLESS TOOLS

Model	: Cordless Drill
Type	: Cordless
Max. Drill Capacity	: 10 mm (Metal)
Max. Torque	: 30 Nm
Voltage	: 12 V
	: 2 Speed Gear Box
	: 2pc Battery Pack


Model	: Cordless Impact Wrench
Type	: Cordless
Max. Bolt Capacity	: M16
Max. Torque	: 400 Nm
Voltage	: 20 V
	: 2pc Battery Pack



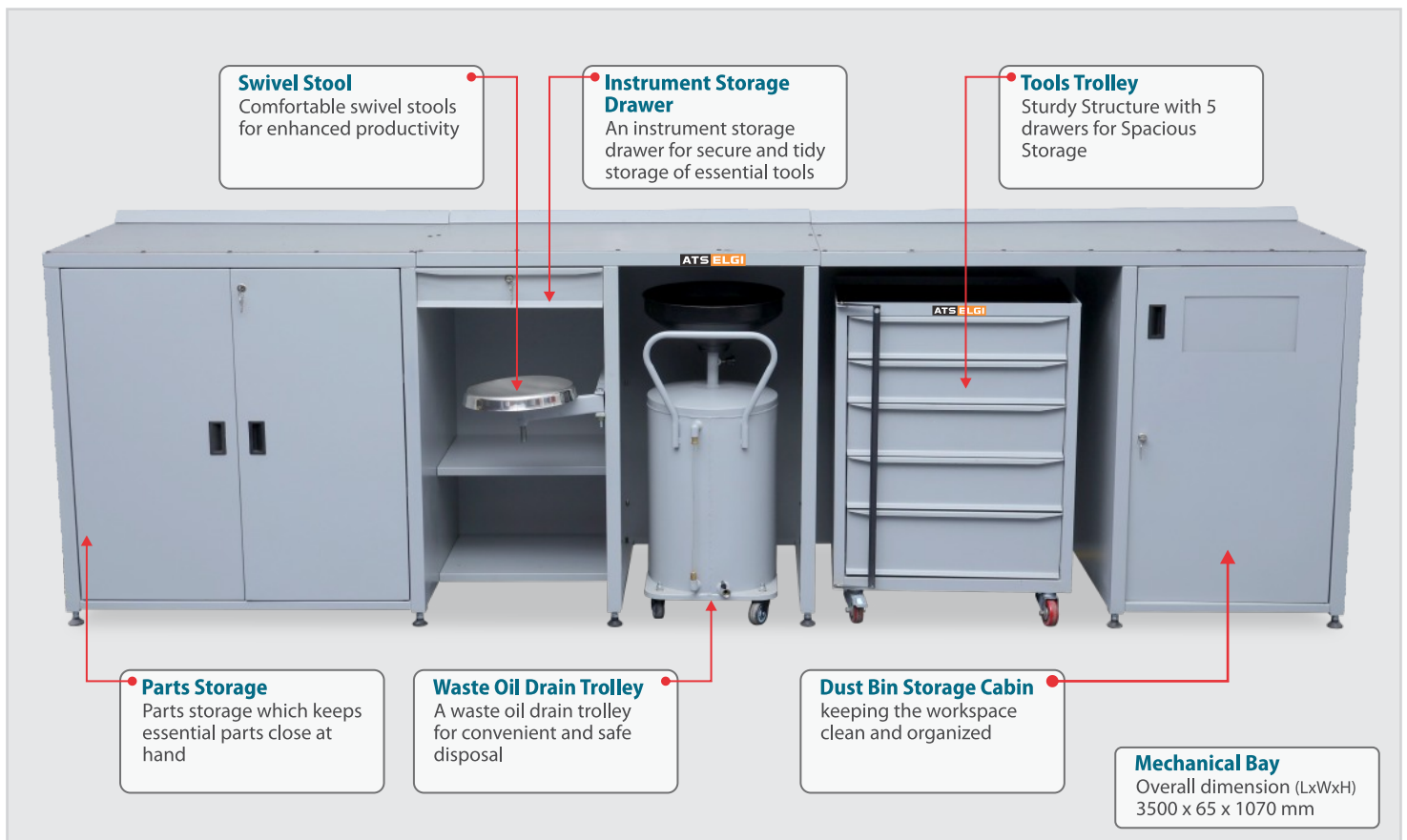
INTEGRATED WORKSTATION - 4W



EXPRESS BAY



MECHANICAL BAY



BODYSHOP EQUIPMENT



PAINTBOOTH - PHOENIX+

Model : Phoenix+

- Downdraft Air Flow type
- Dust free painting chamber
- Better velocity for exhaust of paint fumes
- Puff insulated panels for longer life and better heat insulation
- High-capacity burner for quick drying of painted area
- Improves quality of paint job
- Reduces rework and refinish job thus increases the productivity
- Arrest paint fumes on base filters which controls pollution
- Reduces the safety hazard of operator by reducing the fumes in the chamber
- Higher fuel efficiency during the baking mode



INVERTER SPOT WELDER 13500

Model : Inverter Spot Welder 13500

- Eliminates set-up times and guarantees optimal spot welding even if the types of steel are not known to operator
- Easy setting LCD panel
- Optional connectivity kit for data transfer via Wi-Fi, compatible with the Quantum app
- QANTUM – Speed, Control, Completeness, Compatibility and Reporting
- Very handy in any jobs
- Regulation of approach, slope, welding and holding times
- 128 standard programmes and more than 400 customizable ones
- Automatic/Manual regulation of pressure between electrodes



TECHNOMIG 225 DUAL SYNERGIC

Model : TechnoMig 225 Dual Synergic

- Microprocessor controlled inverter wire welding machine
- 26 pre-set synergic curves
- Polarity reversal for GAS MIG-MAG/BRAZING welding;
- Visualization on LCD display of voltage, current, welding speed
- Regulation of wire speed up slope, electronic reactance, burn-back time, pos-gas
- Choice of 2/4 times, spot operation
- Thermostatic, overvoltage, undervoltage, overcurrent, motor generator protections
- Max. spool 15 kg (Ø 200 / 300 mm)



TECHNOLOGY PLASMA 41 XT

Model : Technology Plasma 41 XT

- Gauge metal protection cage
- The anti-shock bumpers make the structure impact-proof
- The metal handle allows a firm, safe grip, for professional use
- Warning led for torch, under voltage protections
- Torch automatic cooling
- Warning led for consumable change
- Visualization of air pressure
- Thermostatic, overvoltage, under voltage, over current protections



ATS ELGI

28
STATES

60+
EXPERIENCE
IN YEARS

70+
DEALERS

130+
SALES
WORK FORCE

250+
NO. OF
PRODUCTS

300+
SERVICE
PERSONNEL

15K+
CUSTOMERS



ATS ELGI

Private Industrial Estate, Kurichy,
Coimbatore - 641021, Tamil Nadu, India.

Visit us at : www.ats-elgi.com | Email : enquiry@ats-elgi.com

Toll Free Number : **1800-203-3544**

Follow us on :     

ATS ELGI authorized dealer